

RUTRON INTERNATIONAL LIMITED

Add: 223, IInd Floor, Natraj Market, S. V. Road, Malad (W), Mumbai-400064 Contact No. 28444 9591

Email Id: rutron1980@gmail.com, Website: <http://www.rutroninternational.com/>

CIN: L60200MH1980PLC022303


CLAUSE 35 - SHAREHOLDING PATTERN FOR THE QUARTER ENDED 31ST DECEMBER, 2014

(I)(a) Statement showing Shareholding Pattern

Name of the Company: RUTRON INTERNATIONAL LIMITED
Scrip Code : 504335

Quarter ended: 31.12.2014

Partly pair-up shares:-	No. of partly paid-up shares	As a % of total no. of partly paid-up shares	As a % of total no. of shares of the company
Held by promoter/promoters group	NIL	NIL	NIL
Held by public	NIL	NIL	NIL
Total	NIL	NIL	NIL
Outstanding convertible securities:-	No. of outstanding securities	As a % of total No. of outstanding convertible securities	As a % of total no. of shares of the company, assuming full conversion of the convertible securities
Held by promoter/promoter group	NIL	NIL	NIL
Held by public	NIL	NIL	NIL
Total	NIL	NIL	NIL
Warrants:-	No. of warrants	As a % of total no. of warrants	As a % of total no. of shares of the company, assuming full conversion of warrants
Held by promoter/promoter group	NIL	NIL	NIL
Held by public	NIL	NIL	NIL
Total	NIL	NIL	NIL
Total paid-up capital of the company assuming full conversion of warrants and convertible securities	176100000		100%




Category Code	Category of Shareholder	No. of Shareholders	Total No. of Shares	Number of Shares held in Dematerialized form	Total Shareholding as a % of total number of shares		Shares Pledged or otherwise encumbered	
					As a % of (A+B)	As a % of (A+B+C)	Number of shares	As a %
A	Shareholding of Promoter and Promoter group							
1	Indian							
a.	Individuals/HUFs Directors/Relatives	---	---	---	---	---	---	---
b.	Central Govt./ State Govts.	---	---	---	---	---	---	---
c.	Bodies Corporate	---	---	---	---	---	---	---
d.	Financial Institutions/Banks	---	---	---	---	---	---	---
e.	Group Companies	---	---	---	---	---	---	---
Sub Total A(1)		---	---	---	---	---	---	---
2.	Foreign							
a.	Bodies Corporate	---	---	---	---	---	---	---
b.	Group Companies	---	---	---	---	---	---	---
c.	Individual	---	---	---	---	---	---	---
d.	Institutions	---	---	---	---	---	---	---

Dr. H. H. ...



Sub Total A(2)		---	---	---	---	---	---	---
Total Shareholding of Promoter group A(1)+A(2)		---	---	---	---	---	---	---
B	Public Shareholding							
1.	Institutions							
a.	Central Govt./ State Govts.	---	---	---	---	---	---	---
b.	Financial Institutions/Banks	---	---	---	---	---	---	---
c.	Mutual Funds/UTI	---	---	---	---	---	---	---
d.	Venture Capital Funds	---	---	---	---	---	---	---
e.	Insurance Companies	---	---	---	---	---	---	---
f.	Foreign Institutions Investors	---	---	---	---	---	---	---
g.	Foreign Venture Capital Investors	---	---	---	---	---	---	---
h.	Trusts	---	---	---	---	---	---	---
Sub Total B(1)		---	---	---	---	---	---	---
2.	Non Institutions							
a.	Bodies Corporate	116	115346192	115346192	65.5004	65.5004	---	---
b1	Individuals-shareholders holding normal share capital upto Rs. 1 lac	457	188215	185215	0.1069	0.1069	---	---
b 2	Individuals-shareholders holding normal Share capital in excess of Rs.1 lac	41	57791500	57791500	32.8174	32.8174	---	---
c	Qualified Foreign Investor	---	---	---	---	---	---	---
d	Any Other (specify)	---	---	---	---	---	---	---
(i)	Trusts	---	---	---	---	---	---	---
(ii)	Clearing Member	7	2771238	2771238	1.5737	1.5737	---	---
(iii)	Directors/Relatives	---	---	---	---	---	---	---
(iv)	Employees	---	---	---	---	---	---	---
(v)	Foreign Nationals	---	---	---	---	---	---	---
a	NRI	2	2855	2855	0.0016	0.0016	---	---



b	NRI(Repat)	---	---	---	---	---	---	---	---
C	NRI(Non Repat)	---	---	---	---	---	---	---	---
(vi)	OCB'S	---	---	---	---	---	---	---	---
(vii)	Unclaimed Suspense Account	---	---	---	---	---	---	---	---
Sub Total B(2)		623	176100000	176097000	100.00	100.00	---	---	---
Total Public Shareholding B(1) + B(2)		623	176100000	176097000	100.00	100.00	---	---	---
Total A+B		623	176100000	176097000	100.00	100.00	---	---	---
C	Shares held by Custodians and against which Depository receipts have been issued								
(i) Promoter and Promoter group		---	---	---	---	---	---	---	---
(ii) Public		---	---	---	---	---	---	---	---
Grand Total A+B+C		623	176100000	176097000	100.00	100.00	---	---	---

(I)(b) Statement showing holding of securities (including shares, warrants, convertible securities) of persons belong to category "Promoter and Promoter Group"

Sr.No.	Name of Shareholder	Details of Shares held		Encumbered Shares (*)			Details of warrants		Details of convertible securities		Total shares (including underlying shares assuming full conversion of warrants and convertible securities) as a % of diluted share capital
		Number of shares	As a % of grand total (A)+(B)+(C)	No.	As a %	As % of grand total (A)+(B)+(C) of sub clause (I)(a)	No. of warrants held	As a % total number of warrants of the same class	No. of convertible securities held	As a % total number of convertible securities of the same class	
---	---	---	---	---	---	---	---	---	---	---	---


* The term "encumbrance" has the same meaning as assigned to it in regulation 28(3) of the SAST Regulations, 2011

(I)(C)(i) Statement showing holding of securities (including shares, warrants, convertible securities) of persons belong to the category "Public" and holding more than 1% of the total number of shares

Amulya H.



Sr. No.	Name of Shareholder	No. of Shares held	Shares as % of total no. of shares i.e grand total (A) +(B)+(C)	Details of warrants		Details of convertible securities		Total shares (including underlying shares assuming full conversion of warrants and convertible securities) as a % of diluted share capital
				No. of warrants held	As a % total number of warrants of the same class	No. of convertible securities held	As a % total number of convertible securities of the same class	
1	Hashmukhbhai Bakorbhai Patel HUF	11000000	6.25	--	--	--	--	--
2	Amit Hasmmukhbhai Patel HUF	11000000	6.25	--	--	--	--	--
3	HS Tradecom Private Limited	7650880	4.34	--	--	--	--	--
4	Dhanlakshmi Brokers Private Limited	5986330	3.40	--	--	--	--	--
5	Limestone Properties Private Limited	5168000	2.93	--	--	--	--	--
6	Ladios Trading Private Limited	5042500	2.86	--	--	--	--	--
7	Naresh Garg	4850000	2.75	--	--	--	--	--
8	Sangeeta Garg	4800000	2.73	--	--	--	--	--
9	Rangan Vincom Private Limited	4697590	2.67	--	--	--	--	--
10	Mc Pride Distillery Private Limited	4696900	2.67	--	--	--	--	--
11	Prateet Garg	4550000	2.58	--	--	--	--	--
12	Aarush Homes And Infrastructures Limited	4280000	2.43	--	--	--	--	--
13	Shivkhori Construction Private Limited	3405000	1.93	--	--	--	--	--
14	Padma Impex Private Limited	3196000	1.81	--	--	--	--	--
15	Rajani Investment Private Limited	3130000	1.78	--	--	--	--	--
16	Esquire Enclave Private Limited	3100000	1.76	--	--	--	--	--
17	Helot Properties Private Limited	2740000	1.56	--	--	--	--	--
18	R K Investment Private Limited	2730000	1.55	--	--	--	--	--



19	Gajgami Merchandise Private Limited	2612590	1.48	--	--	--	--	--
20	Comfort Securities Ltd	2506708	1.42	--	--	--	--	--
21	Vishnudham Marketing Private Limited	2469200	1.40	--	--	--	--	--
22	Purple Tradecom Private Limited	2370000	1.35	--	--	--	--	--
23	Padma Impex Private Limited	2209348	1.25	--	--	--	--	--
24	Vishnudham Marketing Private Limited	2147730	1.22	--	--	--	--	--
25	Radison Properties Private Limited	2120000	1.20	--	--	--	--	--
26	Minimum shares and Securities Pvt. Ltd	2120000	1.20	--	--	--	--	--
27	S S Mallikarjuna	1889000	1.07	--	--	--	--	--
28.	Dreamlight Exim Private Limited	1777800	1.01	--	--	--	--	--
	Total	114245576	64.8754	--	--	--	--	--

(I)(C)(ii) Statement showing holding of securities (including shares, warrants, convertible securities) of persons (together with PAC) belong to the category "Public" and holding more than 5% of the total number of shares

Sr. No.	Name of Shareholder	No. of Shares held	Shares as % of total no. of shares i.e grand total (A) + (B)+(C)	Details of warrants		Details of convertible securities		Total shares (including underlying shares assuming full conversion of warrants and convertible securities) as a % of diluted share capital
				No. of warrants held	As a % total number of warrants of the same class	No. of convertible securities held	As a % total number of convertible securities of the same class	
1	Hasmukhbhai Patel HUF	11000000	6.25	--	--	--	--	--
2	Amit Patel HUF	11000000	6.25	--	--	--	--	--
	Total	22000000	12.50	--	--	--	--	--

(I)(d) Statement showing details of locked in shares

Sr. No.	Name of Shareholder	Category of Shareholders (Promoter/Public)	No. of Locked-in Shares	Shares as % of total no. of shares
--	---	---	---	---



(II)(a) Statement showing details of Depository Receipts (DRs)

Sr.No.	Type of outstanding DR (ADRs, GDRs, SDRs, etc.)	Number of outstanding DRs	Number of shares underlying outstanding DRs	Shares underlying outstanding DRs as a % of total number of shares (i.e., Grand Total A+B+C indicated in statement at para (I)(a) above)
--	---	NIL	NIL	NIL
Total :		NIL	NIL	NIL

(II) (b) Statement showing holding of Depository Receipts (DRs), where underlying shares are in excess of 1% of the total number of shares

Sr.No.	Name of the DR holder	Type of outstanding DR (ADRs, GDRs, SDRs, etc.)	Number of shares underlying outstanding DRs	Shares underlying outstanding DRs as a % of total number of shares (i.e., Grand Total A+B+C indicated in statement at para (I)(a) above)
--	---	NIL	NIL	NIL
Total :		NIL	NIL	NIL

For Rutron International Limited

Dr. K. S. Jadhav

Director

